



PRIME
MEGHALAYA



NOTE

Note Type:	States to have an online system and ensure the following features without the requirement of physical visit to the department: i. Submission of application ii. Payment of fee iii. Track status of application iv. Download the final signed certificate v. Third party verification
Note Title:	URL and Screenshot for each sub-point

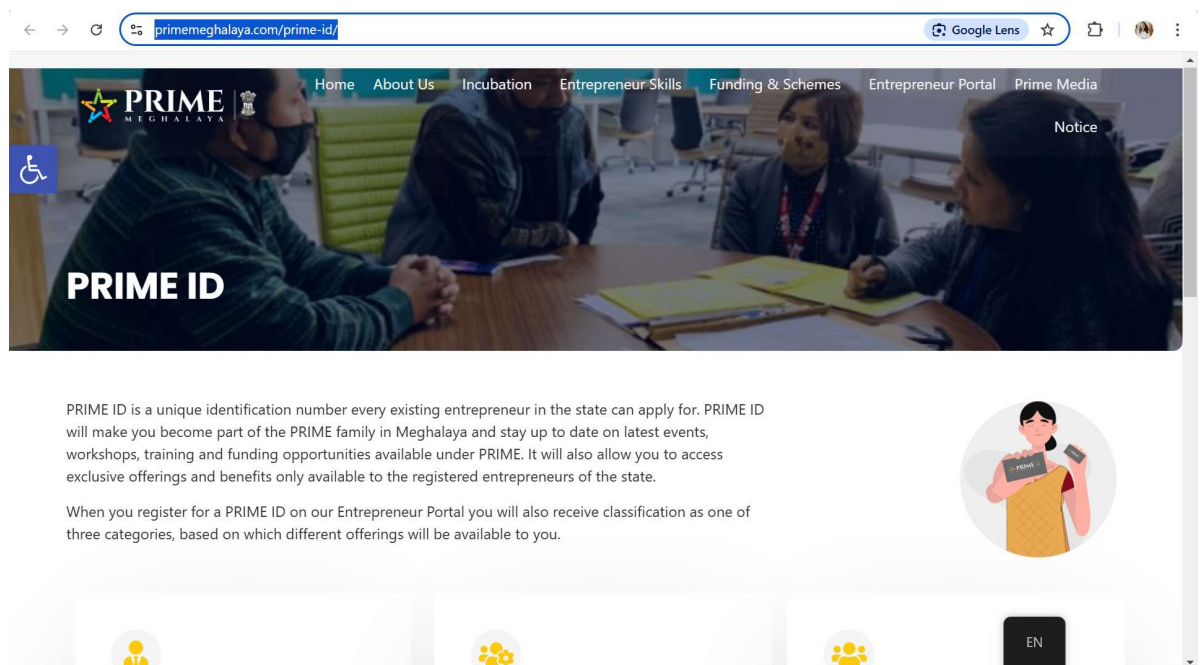
Note Date & Version:

Screenshots & URLs:

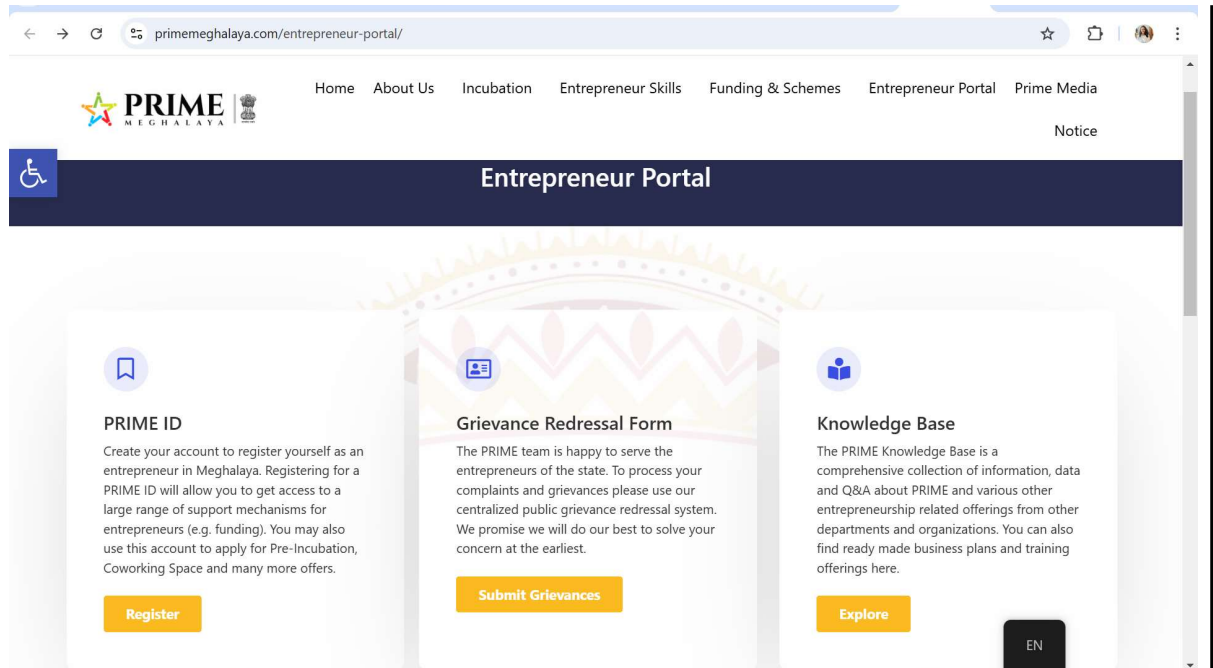
1. Notification/G.O./copy of legislation mandating that all applications are submitted online with no requirement for the submission of a hard copy and no applications would be accepted offline.

2. URL of the online system.

<https://www.primemeghalaya.com/prime-id/>



<https://www.primemeghalaya.com/entrepreneur-portal/>



3. Links to uploaded videos of user walkthroughs/screenshots of the online system highlighting the functionality of online submission of applications.

Due to the simplicity and user-friendliness of the online form system, no video or step-by-step guide is provided to demonstrate the registration process.

<https://portal.primemeghalaya.com/GeneralRegistraion.php>

portal.primemeghalaya.com/GeneralRegistraion.php

PRIME MEGHALAYA

Home About Us Incubation Entrepreneur Skills Funding & Schemes Rural PRIME Entrepreneur Portal

Registration Form

Name * :

Date of Birth * :

Upload profile picture :

Gender * : Male Female Other

Email ID * :

Mobile No. * :

Preferred Language of Communication * :

Select the option that describes you best * :

How did you hear about PRIME? * :

Enter Password * :

Re-enter Password * :

4. Links to uploaded videos of user walkthroughs/screenshots of the online system highlighting the functionality of online payment of fees.

Registration does not incur any fees.

5. Links to uploaded videos of user walkthroughs/screenshots of the online system highlighting the following system functionalities:

i. Online tracking system of application status.

While there is no system in place for online tracking.

ii. SMS gateway and emails integrated with the online system.

Upon registration, a message and email are promptly sent to acknowledge the registration

6. Links to uploaded videos of user walkthroughs/screenshots of the online system highlighting the functionality to download the approval or registration certificate online through the portal.-

Not Applicable

7. Links to uploaded videos of user walkthroughs/screenshots of the online system highlighting the functionality of verification by a third party regarding the authenticity of the approval or registration certificate.

Not Applicable

Timeline:

The ID processing time will take within 7 days from the date of submission.

PRIME FUNDING:

Upon receiving the PRIME ID, entrepreneurs applying for various funding instruments such as Kickstart Grants and Interest-Free Loans will undergo a selection process. Since the program runs year-round, entrepreneurs are grouped for evaluation, which includes certificate and document verification along with business pitching. The processing time may range from **90 to 180 days**. Approved entrepreneurs will receive funding after the Meghalaya Basin Development Agency's LIFCOM grants final approval.

Here's a flowchart outlining the process flow for entrepreneurs applying for funding under the PRIME program:

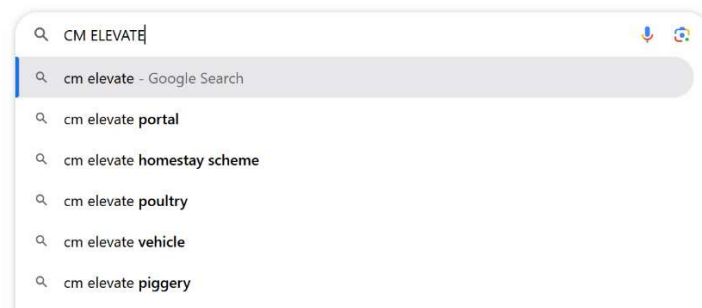
- 1 Entrepreneur Receives PRIME ID**
- 2 Application for Funding (Kickstart Grant, Interest-Free Loan, etc.)**
- 3 Grouping of Entrepreneurs for Evaluation (Ongoing Year-Round Process)**
- 4 Verification of Certificates & Documents**
- 5 Business Pitching**
- 6 Selection of Entrepreneurs**
- 7 Approval of Funds by LIFCOM, Meghalaya Basin Development Agency**
- 8 Disbursement of Funds to Selected Entrepreneurs**

FOR CM Elevate Program

The steps to fill up the application form are as follows:

1. Kindly go to www.cmelevate.in
2. Pick a scheme of your interest, go through the “eligibility criteria” and scroll down till you see a yellow “Apply Now” button
3. Click on the button and register yourself by filling up the details like your Name, Phone No etc
4. After registration, kindly login using your phone number as your Username and the correct Password
5. Complete application by filling up the details and uploading required documents
6. Click on “Submit” to complete the process

Google



CM-ELEVATE

Homepage. Login to Your Account. Enter your username & password to login. Username. @. Password. Remember me. Forgot Password. Login. Don't have account?

People also ask

What is the CM elevate scheme?



What documents are required for the CM elevate scheme?



What is the CM scheme in Meghalaya?



What is the full form of elevate?



Feedback

CM - ELEVATE
Engage | Employ | Empower

Homepage

Login to Your Account

Enter your username & password to login

Username

@

Password

Remember me [Forgot Password](#)

Login

Don't have account? [Register here](#)

Register your Account

Enter your personal details to create account

Your Name *

Your Phone *

Your Email

Username *

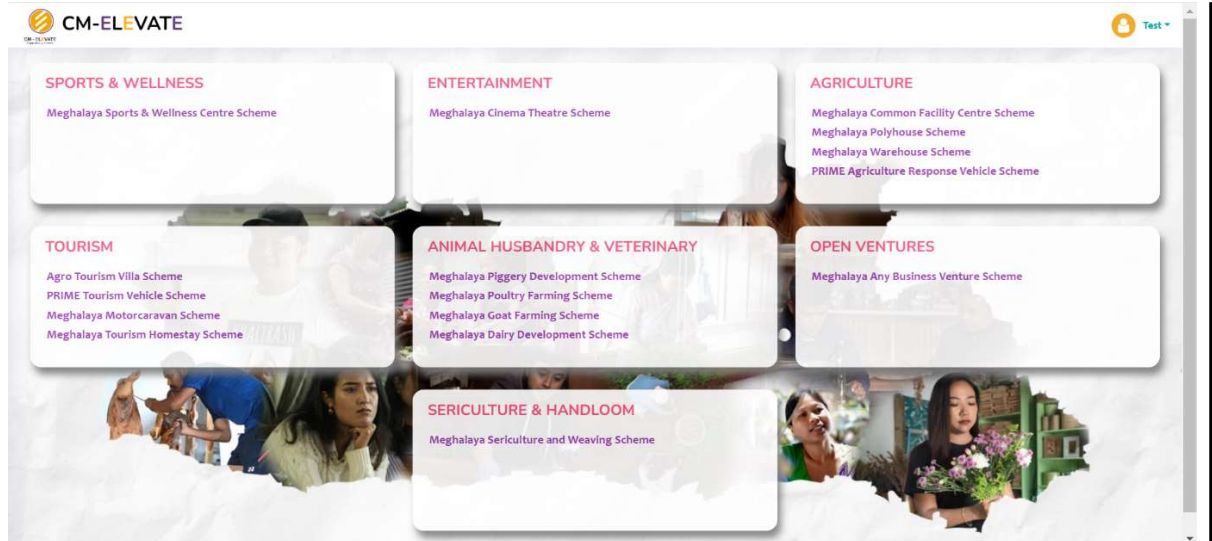
@

Password *

Re-enter Password *

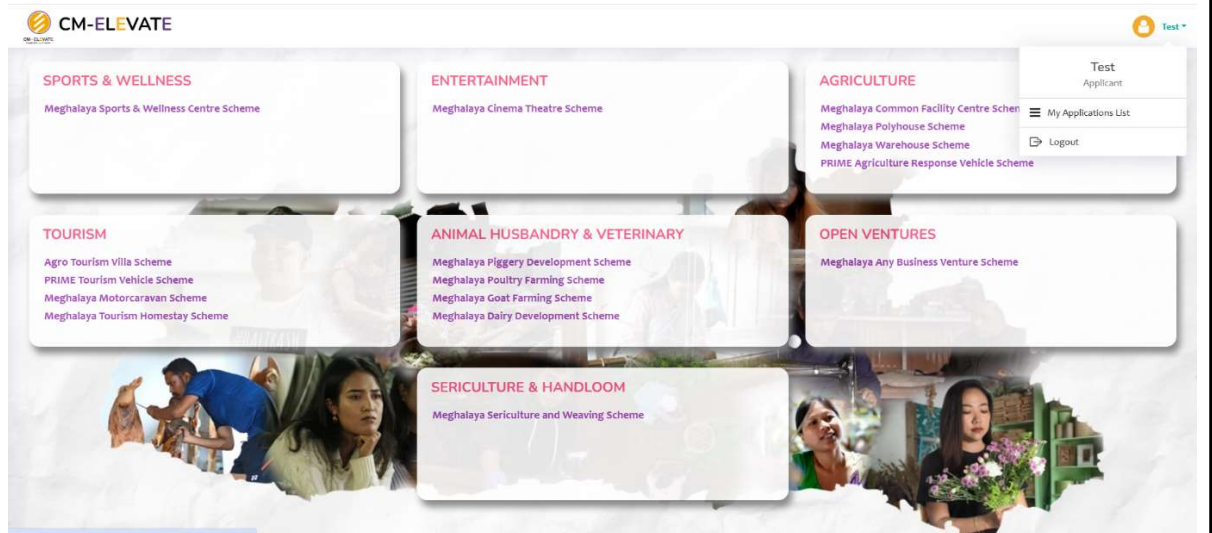
I agree and accept the [terms and conditions](#)

Create Account



To track the application:

1. Login to portal
2. Enter registered phone number as username and correct password
3. Go to "My Application List"



My Applications List

Back

#	Name	Status	Scheme	Created On	Submitted On
---	------	--------	--------	------------	--------------

- No fees required for application.
- As the CM ELEVATE Program is being operated by PRIME MBMA in coordination with various government departments, processing of the applications can vary due to the different requirements by the mentioned stakeholders. Requirements such as site visit, submission and verification of documents, an interview processed etc are all parts of the process for applying to the CM ELEVATE Program. Therefore taking all these factors into consideration, the processing time would vary from **6 months to 12 months**.
- The SOPs and guideline of the various CM Elevate schemes are shared online on the website <https://www.primemeghalaya.com/CM-Elevate/>
- **Tracking:** There is a tracking mechanism of the application. A registered applicant can track the application on the applicant dashboard.

FOR Chief Minister's E- Championship Challenge (CMECC)

<https://www.primemeghalaya.com/incubation/>

The Chief Minister's E-Champion Challenge programme is a recurring annual event that gives a platform to all budding local talent while creating a healthy entrepreneurial ecosystem in the state.

Through this state-wide program, the most promising entrepreneurs are selected through a rigorous process of pitching in front of industry experts, successful entrepreneurs and government officials.

Out of a pool of 100 entrepreneurs, a group of 50 most promising entrepreneurs are selected to join the dedicated and structured 9-month intensive PRIME Startup Incubation Program. The TOP50 being part of the cohort enjoy the following benefits.



Application Process:

<https://www.primemeghalaya.com/cmeccc-5-0/>



Eligibility Criteria:

Entrepreneurs who fulfill the following criteria are eligible to apply for the Chief Minister's E-Champion Challenge

1. The applicant must be an adult citizen of India.
2. The applicant must be a domicile resident of Meghalaya.
3. The applicant must have an existing business in Meghalaya and be able to demonstrate initial traction or revenues.
4. The applicant must work on innovative and scalable business models, products, solutions, or processes that have the potential to create employment opportunities in Meghalaya.
5. If the applicant has an existing business or start-up, it must not be older than 6 years.
6. Startups that have previously undergone the Incubation Program are not eligible for this opportunity.

Rewards & Benefits

Top 50 selected entrepreneurs will receive the following benefits:

- No fees are required.
- There is no tracking system for the application.

- **Timeline:**

The Chief Minister's E-Championship Challenge is a 9 month incubation program to identify, nurture, and support the most promising entrepreneurs of Meghalaya who are driving innovation through their businesses or early-stage enterprises. The challenge is designed to help these entrepreneurs overcome key business challenges, scale their ventures, and create a lasting impact in the state's economy.

The selection process may vary between **60 days - 90 days** from the time of application till the onboarding, involving varied processes which include; evaluation of applications, verification of documents, physical pitching of businesses, after which startups/ entrepreneurs are selected for the program.

Here's a flowchart representing the selection process from application to onboarding:

- 1 Application Submission**
- 2 Evaluation of Applications**

3 Verification of Documents

4 Physical Pitching of Businesses

5 Selection for Program

6 Onboarding

